microsonic



extract from our online catalogue:

# *dbk+5/Sender/M18/K1*

current to: 2026-11-26

microsonic GmbH / Phoenixseestraße 7 / 44263 Dortmund / Germany / **T** +49 231 975151-0 / **F** +49 231 975151-51 / **E** info@microsonic.de
microsonic® ist eine eingetragene Marke der microsonic GmbH. Alle Rechte vorbehalten. Änderungen vorbehalten.



# dbk+5 ultrasonic double sheet control

The dbk+5 extends the area of application of double sheet controls to heavy carton, corrugated cardboard, and plastic sheets.

## Highlights

- High-performance ultrasonic double-sheet control › especially for the probing of corrugated cardboard as well as plastic
- 3 control inputs › for Teach-in, trigger, and external sensitivity settings for the material
- Teach-in option › e.g. for probing plates stuck together with an oil film
- Compact design in M18 × 1 threaded tube

## Basics

- Reliable detection of single and double sheets
- No Teach-in needed (plug and play)
- Double-sheet and missing-sheet output
- Working distance between the transmitter and the receiver selectable from 30 to 70 mm
- Trigger option › for applications in warehouse flow
- LinkControl › for configuration of sensors from a PC

# The dbk+5 ultrasonic double-sheet control

is designed for scanning thin sheet metal, plastic sheets and corrugated cardboard with thicknesses exceeding the working range of the dbk+4 sensors. The principle behind the operation is the same as for the dbk+4 sensors. The main difference between the systems lies in the materials to the detected. (For further information, see dbk+4.)

## Typical materials

in the range of applications of the dbk+5 are sheet metal up to approx. 2 mm thick (depending on the type of metal), plastic sheets and boards for printed circuits up to a thickness of several millimetres, and coarse corrugated card.

Papers require the sensors to be mounted perpendicular to the passing sheets. But in the case of sheet metal, plastic sheets and boards for printed circuits, it is preferable to mount the dbk+5 at an angle of 10–18° to the passing sheets. The optimum angle should be determined by way of trials. Corrugated cards should be scanned at an angle of 35–45° to the corrugations.

## Transmitter and receiver

are housed in M18 × 1 mm threaded sleeves which should be mounted from 30 to 70 mm apart.

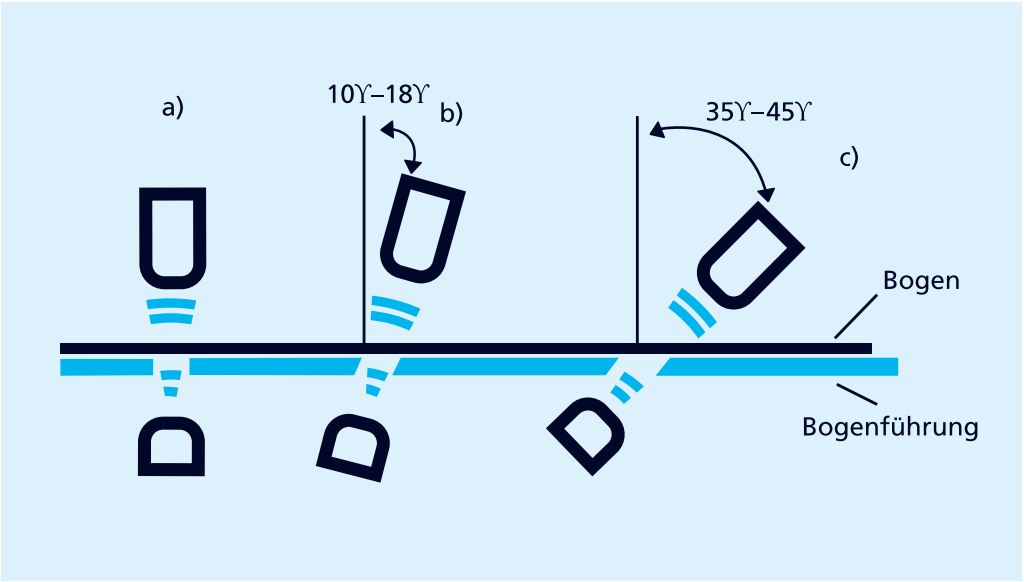


## *You have special requirements?*

Nothing as simple as that.

With us, you can easily find an individual solution. Let us talk about your application: +49 231 97 51 51-82.

# dbk+5/Sender/M18/K1

## scale drawing

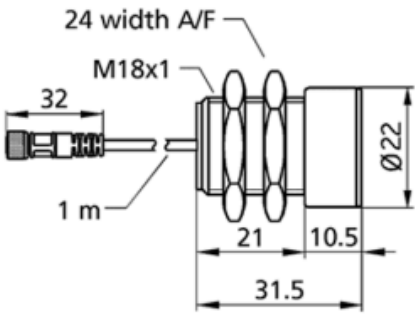


| | |
|---|---|
| design | cylindrical M18 |
| operating mode | double sheet control |
| working range | papers with weights of 100 - 2,000 g/m$^2$, plastic sheets and films up to 5 mm thick*, self-adhesive films, sheet metals up to 2 mm thick*, corrugated card, wafers, PCBs (*: material-dependent) |
| particularities | transmitter for ultrasonic double sheet control<br>distance between transmitter and receiver can be selected<br>cable connection |

## Ultrasonic-Specific

| | |
|---|---|
| means of measurement | pulse operation with amplitude evaluation |
| transducer frequency | 200 kHz |
| blind zone | 7 mm in front of transmitter and receiver |

## Housing

| | |
|---|---|
| material | brass sleeve, nickel-plated, plastic parts, PBT |
| ultrasonic transducer | polyurethane foam, epoxy resin with glass contents |
| class of protection to EN 60529 | IP 65 |
| operating temperature | +5°C to +60°C |
| storage temperature | -40°C to +85°C |
| weight | 50 g |

## Technical Features/Characteristics

| | |
|---|---|
| controls | not necessary |
| scope for settings | not necessary |

## Accessories

| | |
|---|---|
| deployable accessory | dbk-Testbogen<br>BF-18 |