microsonic



extract from our online catalogue:

zws-15/SI/CD/ 5ms

current to: 2026-11-20

microsonic GmbH / Phoenixseestraße 7 / 44263 Dortmund / Germany / **T** +49 231 975151-0 / **F** +49 231 975151-51 / **E** info@microsonic.de
microsonic® ist eine eingetragene Marke der microsonic GmbH. Alle Rechte vorbehalten. Änderungen vorbehalten.



zws

The zws sensors featuring a cubical housing and a Teach-in button are among the market's smallest available ultrasonic sensors.

Highlights

- Ultrasonic sensor in miniature housing
- Installation-compatible with many optical sensors › a true alternative for critical applications
- Up to 250 Hz switching frequency › for fast sampling
- Optionally with SoundPipe zws1 waveguide attachment
- New! Twin mode or external synchronisation via SyncBox2
- Improved temperature compensation › adjustment to working conditions within 45 seconds
- UL Listed to Canadian and US safety standards

Basics

- 1 switching output in pnp or npn variant
- Analogue output 4–20 mA or 0–10 V
- 6 detection ranges with a measurement range of 20 mm to 1 m
- microsonic Teach-in by using a button
- 20–30 V operating voltage

The miniature sensor housing

of the zws-15 has dimensions of 20 mm x 32 mm x 12 mm. The housing's design and mounting is compatible with many optical sensors. This facilitates the conversion to ultrasonic sensors for critical applications.

The Teach-in button

on the top facilitates the convenient setting of the sensor.

Two LEDs

in the sensor housing's upper half indicate the switching output and respectively the analogue output states.

The temperature compensation of the analogue sensors

profits from a significant improvement. The sensors reach their operating point only 45 seconds after switching on operating voltage.

For the zws sensor family

2 output versions and 6 detection ranges are available:



1 switching output, optionally in pnp or npn circuitry



1 analogue output 4–20 mA or 0–10 V

The zws sensors with switching output have three operating modes:

- Single switching point (Method A and B)
- Two-way reflective barrier
- Window mode

The operating mode single switching point (Method A)

is suitable for applications, in which the actual distance to the object is also the switching point. A typical application is level control, where the ultrasonic sensor detects the filling level vertically from above during the filling process. The taught switching point corresponds to the maximum filling level.

The operating mode single switching point +8% (Method B)

is recommended by objects, which move into the detection area from the side. In this case the switching distance is set 8 % further than the actual measured distance to the object. This ensures a reliable switching distance even if the height of the objects varies slightly.

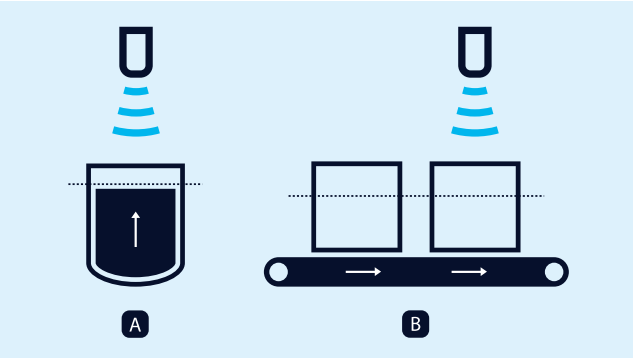

Teach-in of a switching point Method A and Method B

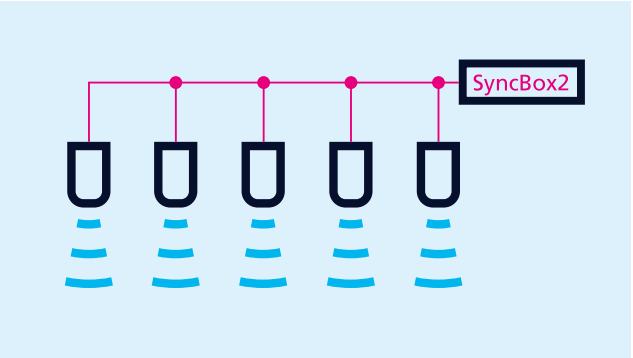

Synchronisation of up to 50 zws sensors

Twin mode or external synchronisation

If two switching zws sensors are operating too close to one another, twin mode can be selected to avoid mutual influences. This new feature is integrated in zws sensors from firmware V3.

If more than two zws sensors need to be synchronised, the accessory SyncBox2 can be used. The SyncBox2 generates a synchronisation signal output on pin 2. This permits up to 50 zws sensors to be autonomously synchronised.

High counting frequencies, short response times - no problem for the zws-7 ultrasonic sensor

zws-7: 250 Hz switching frequency for fast measurement

At a maximum detection range of 100 mm, the zws-7 can achieve a switching frequency of 250 Hz. This allows both detection of objects with a high counting frequency and extremely narrow gaps between two objects at fast machinery speeds. The zws-7 responds under 3 ms. Additionally fitting the new SoundPipe zws1 (Accessories) to the zws-7 markedly raises the power to detect narrow gaps between two objects at high machine speeds.



Fast zws-7 - Fast zws-7/-15 with SoundPipe



The zws-7, with a 250 Hz switching frequency, is particularly suitable for counting tasks at high machine speeds.

Set zws sensor via Teach-in procedure

The zws sensors with switching output have three operating modes:

- Single switching point (Method A and B)
- Two-way reflective barrier
- Window mode

Teach-in of a single switching point (Method A)

- Place the object to be detected at the desired distance (1).
- Push the button for about 3 seconds.
- Then push the button again for about 1 second.
- Ready.

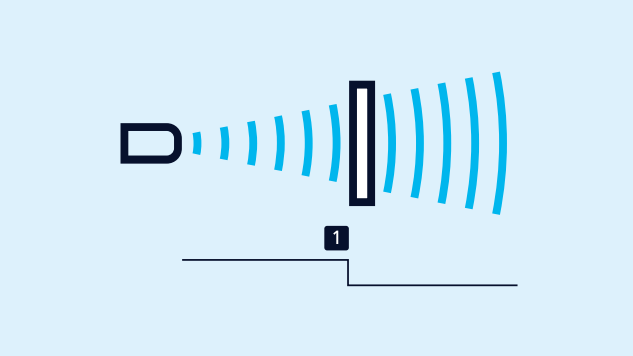

Teach-in of a switching point (Method A)

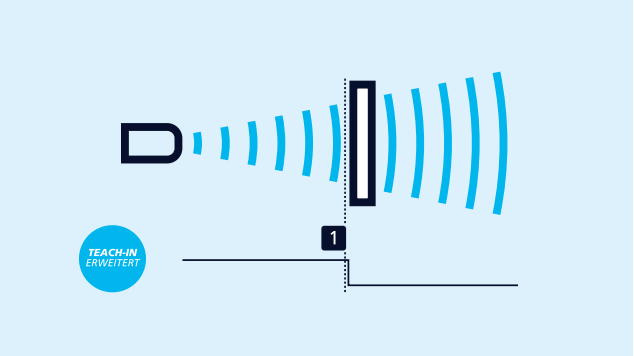

Teach-in of a switching point +8% (Method B)

Teach-in of a single switching point +8% (Method B)

- Place the object to be detected at the desired distance (1).
- Push the button for about 3 seconds.
- Then push the button again for about 3 seconds.
- Ready.

Teach-in of a two-way reflective barrier

with a fixed reflector can be set up with the help of a permanently mounted reflector by mounting the zws sensor and the reflector, then pressing the button for approx. 3 seconds and then pressing it once more for approx. 10 seconds. Now, the two-way reflective barrier has been set.

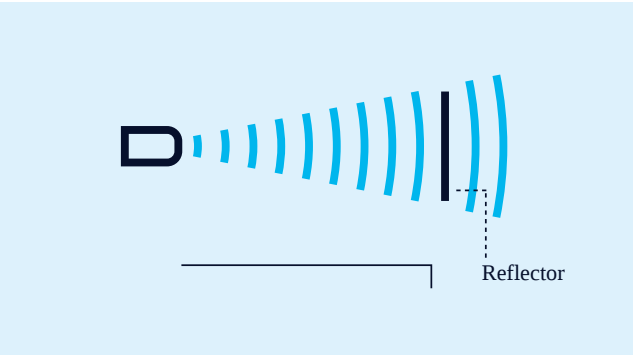

Teach-in of a two-way reflective barrier

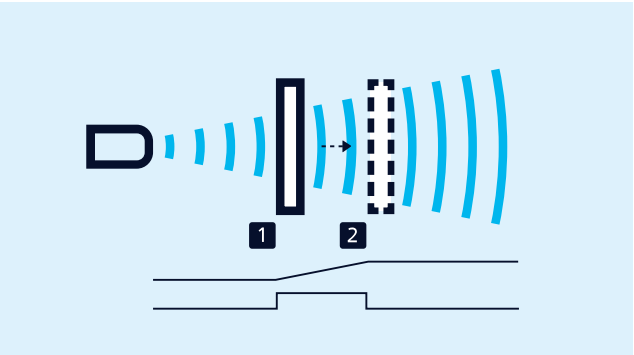

Teach-in of an analogue characteristic or of a window with two switching points

Set the analogue output

by initially positioning the object to be detected on the sensor-close window limit (1), pressing the button for approx. 3 seconds, shifting the object to the sensor-distant window limit (2) and pressing the button once more for approx. 1 second. Ready.

To set a window

with two detection points on a single switching output, the procedure is the same as setting the analogue.

NCC/NOC

and rising/falling analogue characteristic curve can also be set using the push-button.

zws-15 with SoundPipe - 1st place for sound field focusing (e.g. for level control)

Brings on intensively bundled sound field directly to the measuring point

The SoundPipe zws1 (Accessories) can be used with any zws-15 or zws-7 sensor. It directs sound to the measuring point thus allowing measurements to be taken in drill holes and openings with diameters under 5 mm. Measurement can be carried out directly before the sound exit opening, since the blind zone is inside the SoundPipe.



With the SoundPipe, the zws-15 sensor can measure fill levels in the smallest of openings.



The SoundPipe is directly positioned over the measuring point.

The SoundPipe zws1 is attached to the front of the zws-15 or zws-7 sensor. A typical field of application is measuring levels in microplate wells which are used in medical analysis technology. The SoundPipe zws1 can be directly placed over the opening; this makes exact positioning that much easier. The attachment can also be used in scanning gaps of only a few millimetres in width between two objects.

The zws sensors are ideal for probing of circuit boards and wafers in the electronic industry or for use in packaging machines in which high-transparency films must be detected.

You have special requirements?

Nothing as simple as that.

With us, you can easily find an individual solution. Let us talk about your application: +49 231 97 51 51-82.

Archivsensor

zws-15/SI/CD/ 5ms

scale drawing

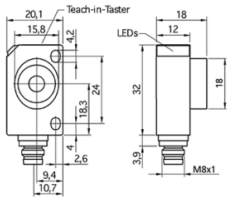

detection zone

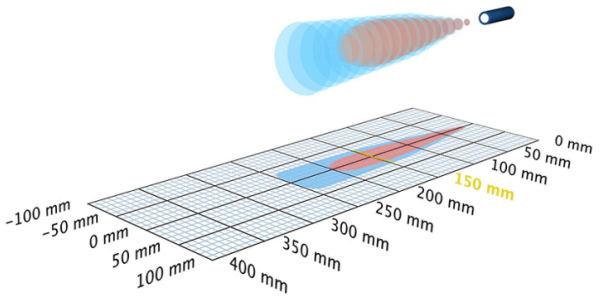

Successor model available	please inquire
1 x pnp	250 mm
design	cuboidal
operating mode	proximity switch/reflective mode reflective barrier window mode
particularities	50 Hz switching frequency high chemical resistance small cuboidal design narrow sound field

Ultrasonic-Specific

means of measurement	echo propagation time measurement
transducer frequency	380 kHz
blind zone	20 mm
operating range	150 mm
max. range	250 mm
resolution	0.056 mm
reproducibility	± 0.15 %
accuracy	temperature drift 0.17 %/K

Electrical Data

operating voltage U_B	20 - 30 V d.c., reverse polarity protection
voltage ripple	± 10 %
no-load current consumption	≤ 25 mA
type of connection	4-pin M8 initiator plug

Outputs

output 1	switching output pnp: I_{max} = 200 mA (U_B-2V) NOC/NCC adjustable, short-circuit-proof
switching hysteresis	2.0 mm
switching frequency	50 Hz
response delay	9 ms
delay prior to availability	< 300 ms

Inputs

input 1	synchronisation input

Housing

material	ABS
ultrasonic transducer	silicone, epoxy resin with glass content
class of protection to EN 60529	IP 67
operating temperature	-25°C to +70°C
storage temperature	-40°C to +85°C
weight	10 g
further versions	zws-15/CD/ 5ms

Technical Features/Characteristics

temperature compensation	no
controls	1 push-button
scope for settings	Teach-in via push-button
synchronization	yes
multiplex	no
indicators	1 x LED green: working, 1 x LED yellow: switch status

Accessories

deployable accessory	KST4A-2/M8 KST4A-5/M8 KST4G-2/M8 KST4G-5/M8 MW-ZWS 2 MW-ZWS 3 SyncBox2

pin assignment

